


Final Program



5th international

Bella Jansin

Bernd-Spiessl-Symposium

for Innovative and Visionary Technologies in Cranio-Maxillofacial Surgery

Face and Identity | Bionics

June 11th - 13th 2009, Basel | Switzerland

www.bernd-spiessl-symposium.com



16 Credit points by the
Swiss Society of
Maxillo-Facial Surgery
SSMFS



Scientific endorsement by the
European Association for
Cranio-Maxillofacial Surgery
EAMFS

Welcome to Basel

Dear colleagues, dear friends

We have the pleasure to invite you to the “5th International Bernd-Spiessl-Symposium for Innovative and Visionary Technologies in Cranio-Maxillofacial Surgery”, from June, Thursday 11th to Saturday 13th 2009. At our conference you will be confronted with the human face in the most varying aspects of cranio-maxillofacial surgery, of physics, computer sciences, life sciences, humanities and arts.

Traditionally the symposium takes place at the University Hospital of Basel, while the city simultaneously celebrates the ART Basel, and you will also have the chance to attend this famous exhibition.

The syn- and transdisciplinarity of the symposium is ensured by the three organizing partners: the Department of Cranio-Maxillofacial Surgery & the Hightech Research Center of the University Hospital Basel, the Department of Oral Surgery, Oral Radiology & Oral Medicine of the University Basel, and the Academy of Art and Design in Basel.

We are convinced you will enjoy a refreshing, creative and visionary dialog between medicine, natural sciences and humanities like in the previous years. With guests from all over the world we will discuss the latest results of research in the field of our main topics «Face and Identity» and «Bionics».

Aside these fascinating lectures from international experts, young scientists will present their work and compete for the Bernd-Spiessl-Award 2009 (Best Lecture and Best Poster).

We wish you a compelling scientific meeting and a memorable stay in Basel.

With kind regards




Hans-Florian Zeilhofer

Department of Cranio-Maxillofacial Surgery and
Hightech Research Center, University Hospital Basel



J. Thomas Lambrecht

Department of Oral Surgery, Oral Radiology
and Oral Medicine of the University Basel



Alois Müller

Academy of Art
and Design Basel

Scientific Program – Thursday, June 11th 2009

Special Workshops in Cooperation with the Industry

Workshop 3D Planning and Navigation in CMF-Surgery

Hands-on Exercises

P. Juergens, Basel/ Switzerland, K. Schicho, Vienna/ Austria, F. Wilde, Ulm/ Germany J. Beinemann, Basel, Switzerland, G. Guevara, Vienna, Austria, M. Zandbergen, Leuven/ Belgium, S. Weber, Bern/ Switzerland

Time: 9.00 a.m.-2.00 p.m., Fee: 100 CHF,

Venue: Zentrum für Lehre und Forschung ZLF, Hebelstr. 20, CH-4051 Basel

TMJ-Workshops

Hands-on Exercises/ Cadaver Lab, Fee: 220 CHF (each workshop)

TMJ I: Arthroscopy

C. Leiggener, Basel/ Switzerland, D. Nitzan, Jerusalem/ Israel, F. Pomelle, Greifswald/ Germany

Time: 9.00 a.m.-12.30 a.m.

Venue: Institute of Anatomy, University of Basel, Pestalozzistr. 20, CH-4056 Basel

TMJ II: Minimal-invasive Reconstruction with a new TMJ-Prosthesis

C. Leiggener, Basel/ Switzerland, R. Sader, Frankfurt/Germany, A. Westermarck, Stockholm/ Sweden, HF Zeilhofer, Basel/ Switzerland

Time: 1.30 p.m. - 5.00 p.m.

Venue: Institute of Anatomy, University of Basel, Pestalozzistr. 20, CH-4056 Basel

Workshop Implantology

Hands-on Exercises

C. Jaquiere, Basel/ Switzerland, K. Jäger, Basel/ Switzerland, K. Rüeger, Lendsburg/ Switzerland

Time: 2.00 p.m. 6.00 p.m., Fee: 100 CHF, Venue: University Hospital,
Zentrum für Lehre und Forschung ZLF, Hebelstr. 20, CH-4051 Basel

Cleft-Workshop

Functional and Body Orientated Treatment Concept for Cleft Lip and Palate Related Anomalies

S. Codoni, I. Indri, K. Schwenzler-Zimmerer, Basel/ Switzerland

Time: 1.30 p.m.-5.30 p.m. Fee: 50 CHF, Venue: University Hospital,
Zentrum für Lehre und Forschung, ZLF, Hebelstr. 20, CH-4051 Basel

Workshop TCM (in German)

Akupunktur – Entmystifizierung und Plausibilität

H. P. Braun, Basel/ Switzerland

Time: 10.00 a.m. - 12.00 a.m. Fee: 50 CHF,

Venue: University Hospital, ZLF, Hebelstr. 20, CH-4051 Basel

Zentrum für Lehre und Forschung ZLF, Hebelstr. 20, CH-4051 Basel

Scientific Program – Thursday, June 11th 2009

Bernd-Spiessl-Lecture and Round Table

Future of the Profession Oral and Maxillofacial Surgery Based on Global Survey

G. Millesi, Vienna/ Austria

Time: 5.15 p.m. Venue: Katholische Universitatsgemeinde KUG, Herbergsgasse 7, CH-4051 Basel

Memorial Service

Time: 6.30 p.m. Venue: Katholische Universitatsgemeinde KUG, Herbergsgasse 7, CH-4051 Basel

Apero & Vernissage “Medicine meets Art”

Time: 7.30 p.m. Venue: Katholische Universitatsgemeinde KUG, Herbergsgasse 7, CH-4051 Basel



*A Meeting with the Swiss
Surgeon and Artist
Daniel Oertli*



Scientific Program – Friday, June 12th 2009

Venue: University Hospital Basel, Zentrum für Lehre und Forschung ZLF, Kl. Hörsaal, Hebelstr. 20, CH-4051 Basel

8.45 a.m. Opening of the Symposium

9.05 a.m. – 10.40 a.m. Face and Identity I

Chair: R. Drommer, C. Kunz, G. Millesi, S. Gosla Reddy

9.05 Another Face

A. Westermarck, Stockholm/ Sweden

9.20 You Need a Face to Face the World

K. Schwenzler-Zimmerer, Basel/ Switzerland

9.35 Voice and Lips: The Esthetic Dimension of Communicative Self Performance

T. Allert, Frankfurt(Main)/ Germany

9.50 Brain`s Memory – Endless?

H. Landolt, Aarau/ Switzerland

10.10 The Changing Face of Beauty: Societal and Cultural Influences

S. Mc Cormick, Encenidas, CA/ USA

10.30 Discussion

10.40 a.m. – 11.10 a.m. Coffee Break

11.10 a.m. – 1.10 a.m. Face and Identity II

Chair: H. G. Bull, E. Steinhäuser, C. Krenkel, K. Schwenzler-Zimmerer

11.10 Anthropology and Orthodontics

A. Hasund, Hamburg/ Germany

11.25 Biology and Orthodontics

K. Habersack, Weilheim/ Germany

11.40 Does quality of life improve after orthognatic surgery?

E. Hochuli-Vieira, Araraquara, Šao Paulo/ Brazil

12.00 Faces of Cleft Lip and Palate Patients: Design, Concept, Individual Architecture and Realisation

S. Gosla Reddy, Hyderabad/ India

Scientific Program – Friday, June 12th 2009

12.15 Combined Orthodontic and Maxillary Distraction Osteogenesis – A Boon for Cleft Lip and Palate Patients

P. S. Singh Chandigarh/ India

12.30 A Possible Link between Molecular Biology & Facial Symmetry

D. W. Nitzan, Jerusalem/ Israel

12. 45 Mummies and Facial Reconstruction: Public Perception and Interpretation

H. Gill-Robinson, Boca Raton, Florida/ USA

1.00 p.m. Discussion

1.15 p.m. – 1.50 p.m. Lunch Break

1.50 p.m. – 3.30 Bionic I

Chair: R. Ewers, K.W. Grätz, B. Müller, A. Westermarck

1.50 Keynote Lecture:

Bionic: Invention of the Living Nature - to Learn from Nature

R. Ewers, Vienna/Austria

2.20 Mechanical characterization of bacterial synthesized cellulose

R. Jaeger, M. Frensemeier, C. Koplín, F. Kramer, D. Klemm, D. Schumann, Karlsruhe/ Germany

2.35 Nanocrystalline Diamond to Mimick Nature on Osteosynthesis Surfaces

R. Gassner, Innsbruck/Austria

2.50 A Biomimetic Approach for the Regeneration of Hard and Soft Tissues of the Alveolar Ridge

C. Krenkel, Salzburg/ Austria

3.05 Material Mimics Bone – Individually Shaped Ceramic Implants for Mandibular Reconstruction

P. Jürgens, Basel/ Switzerland

3.20 p.m. Discussion

3.30 – 4.00 p.m. Coffee Break

4.00 – 4.55 p.m. Bionic II

Chair: R. Gassner, D. Schumann, A. U. Daniels, D. Nitzan

4.00 Biomimetic Bone Scaffolds

B. Müller, Basel/ Switzerland

Scientific Program – Friday, June 12th 2009

4.15 Double Network Hydrogels - tissue-mimicking materials with astounding biomechanical properties

D. Wirz, J. P. Gong, A. U. Daniels, Basel/ Switzerland

4.30 Mussel Glue for Dental Implant Bonding

R. A. Sader, Frankfurt(Main)/ Germany

4.45 Discussion

5.00 p.m. – 6.30 p.m. Special Lectures

Deutschsprachige Vorträge mit Musik zum Thema „Gesicht und Identität“

Moderation: M. Wiedmer, H.-F. Zeilhofer, Basel/ Switzerland

5.00 Die Dreidimensionalität des Menschen

V. Werner, Salzburg/ Austria

5.15 Anatomische Spurensuche zu Johann Sebastian Bach

D. Schumann, Jena/ Germany

5.30 Stimme und die menschliche Identität

W. Fähndrich, Basel/ Switzerland


5.50 Zum Verhältnis von Musik, Emotionen und Charakter

M. Bordt SJ, Munich/ Germany

6.30 p.m. Closing of the Day

A Guided Walk through the Old City to the “Kaisersaal”

7.30 p.m. Gala Dinner



Scientific Program – Saturday, June 13th 2009

Venue: University Hospital Basel, Zentrum für Lehre und Forschung ZLF, Kl. Hörsaal, Hebelstr. 20, CH-4051 Basel

9.00 a.m. - 9.25 a.m. Special Lecture

Ethical Issues of Enhancement

S. Reiter-Theil, Basel/ Switzerland

Moderation: R. Sader

9.30 a.m. – 10. 45 a.m. Face and Identity IV

Chair: E. Biemer, J. Hirsch, L. Hurubeanu, E. Hochuli-Vieira

9.30 Face and Identity: Beauty on Sale

H. G. Bull, Krefeld/Germany

9.50 Visualisation of Facial Muscles – A Help to Understand Personal Identity

C. Kober, B. I. Berg-Boerner, C. Leiggenger, P. Juergens, C. Kunz, R. Sader, H.-F. Zeilhofer, S. Zimmerer, K. Schwenzler-Zimmerer, Hamburg, Basel/ Germany

10.05 Face History: A New Database for Evaluation in Cranio-Maxillofacial Surgery

A. Hedlund, E. Messo, D. Nowinski, J. Hirsch, Uppsala/Sweden

10.20 Unusual Corrections in the Head and Neck Areas - Therapeutic Procedures at the Edge of Medical Justification

R. Drommer, Heidelberg/ Germany

10.35 Discussion

10.45 a.m. – 11.15 a.m. Coffee Break – Visit (Jury) of the Poster Session

11.15 a.m. – 1.00 p.m. Special Lectures about Transplantation and Round Table

Chair: J. Th. Lambrecht, H.F. Sailer, N. Schwenzler

11.15 The Skill Hand and the Face : Surgical Optic and Haptical Surgery

B. Devauchelle, Amiens/France

11.45 Both Arms Are More Than Two Arms – Surgical Aspects of Upper Arm Transplantation

L. Kovacs, Munich/Germany

12.05 General and Specific Aspects of Upper Arm Transplantation

C. Höhnke, Munich/ Germany

12.25 Round Table: *E. Biemer, B. Devauchelle, C. Höhnke, L. Kovacs, S. Reiter-Theil, Moderation: H.-F. Zeilhofer*

Scientific Program – Saturday, June 13th 2009

13.00 Closing ceremony:

Bernd-Spiessl-Awards 2008 Best Oral Presentation - Best Poster

Get-Together

with NCCR, National Center of Competence in Research - CO-ME, Computer Aided and Image Guided Medical Interventions

3 p.m. A Guided Tour through the 39th ART Basel

Venue: ART Basel, Messeplatz, Main Entrance

6.p.m. Garden Party with Arts

Venue: Hightech Research Center, Schanzenstr. 46
(Bus 30, Station Frauental)



Gagosian Gallery New York
Courtesy MCH Swiss Exhibition (Basel/Zurich) Ltd.

Art 40 Basel Venue

Messe Basel, Messeplatz, Basel, Switzerland

Duration and opening hours

Wednesday, June 10, to Sunday, June 14, 2009.
Daily from 11 a.m. to 7 p.m.

Art 40 Basel Exhibition

The world's premier international art show for Modern and contemporary works, Art Basel features nearly 300 leading galleries from North America, Latin America, Europe, Asia and Africa. More than 2,500 artists, ranging from the great masters of Modern art to the latest generation of emerging stars, are represented in the show's multiple sections.

Poster Session

Saturday, June 13th 2009, 10.45 a.m. – 11.15 a.m.

Venue: University Hospital; Zentrum für Lehre und Forschung, ZLF, Hebelstr. 20, CH-4051 Basel

The Inside-Outside of an Extraskelatal Osteosarcoma

I. Berg, C. Kober, S. Berg, H.-F. Zeilhofer, C. Kunz and P. Jürgens, Basel/ Switzerland

Image quality assessment of dentomaxillofacial CBCT scans with implants

D. Berndt; M. Luckowa; J. TH. Lambrecht, F. Beckmann, B. Müller, Basel/ Switzerland

Isothermal micro-nano calorimetry: measuring cultured cells and implant material rate processes in real time

O. Braissant, D. Wirz, Goepfert B., A. U. Daniels, Basel/ Switzerland

Histological and histomorphometrical analysis of a nanocrystalline hydroxyapatite-based scaffolding biomaterial in subcutaneous tissue, muscle and human maxillary sinuses

S. Ghanaati, S. Stubinger, C. Orth, M. Barbeck, I. Willershausen, O. Kuenzel, R. A. Sader, C. J. Kirkpatrick, Mainz, Frankfurt(Main)/ German

A comparative clinical and histological study on nanocrystalline hydroxyapatite-based vs. bovine based bone substitutes in head and neck carcinoma patients

S. Ghanaati, O. Seitz, S. Stübinger, B. Saldamli, C. Orth, M. Barbeck, C. Landes, CJ Kirkpatrick, R.A. Sader, Mainz, Frankfurt (Main) Germany

Evaluation of surgical maxillary expansion based on pre- and post-operative CT

S. Kannenberg, B. Frank, A. Parvin, G. Al-Hakim, C. Landes, R. Sader, C. Kober Hamburg, Frankfurt(Main)/ Germany

A 12 Month Old Child with a Paranasal Swelling – Management of a Challenging Patient

K. Kansy, Z. Krol, M. Paulussen, G. Jundt, E. Bruder, J. Schneider, H. F. Zeilhofer, K. Schwenzler-Zimmerer, Basel, Switzerland

A Novel Computer Aided Planning Approach for the Surgical Treatment of the Craniometaphyseal Dysplasia

Z. Krol, J. Ratia, J. Beinemann, J. Richter, M. Pawlik, P. Jürgens, C. Kunz, H.-F. Zeilhofer, Basel / Switzerland

Three Dimensional Morphology of Tumor Vessels

S. Lang, M. Dominiotto, A. Ulmann-Schuler, M. Stampanoni, and B. Müller, Basel/ Switzerland